



TALKDELTA SOFTWARE SOLUTIONS (OPC) PVT. LTD.

Providing high-end software solutions to more than 70 brokers and over 6000 traders of derivative market



www.talkdelta.com

Table of CONTENT

01	Why Choose Talkdelta?
02	About Talkdelta
03	Our Vision & Mission
04	Talkdelta
05	Features of Talkdelta
06	Talkdelta App
07	Features of Talkdelta App
08	Talk Web
09	Features of Talk web
10	Talkoffice
11	Features of Talkoffice

Position Analysis Means Talkdelta!

Why Choose **TALKDELTA?**



- One-stop solution for complete delta trading analysis
- The only software of its kind to give options for Greek calculations
- Verified by brokers and traders for accuracy and trust
- Used by more than 6000 traders and over 70 brokers
- Cost-effective
- Free Demo

About

TALKDELTA

Talkdelta Pvt. Ltd. is a software solutions provider company, devoted to provide high-end software solutions to derivative market brokers and traders. Talkdelta has developed a range of the best trading software solutions backed by over 15 years of derivative market experience to simplify the process of complex analysis and decision-making. Currently, Talkdelta is providing high-end solutions to more than 70 brokers and over 6000 traders. Talkdelta has made its name for trust and 100% customer satisfaction by continuously upgrading technology and services as per requirements received from brokers and traders.

Give An Edge To Your Stock Market Transactions with High-End Products of Talkdelta

01

Talkdelta

Internet-based Portfolio Analysis and Delta Hedging Software

02

Talkdelta App

All-In-One Solution to replace all the hectic calculations and charts analysis

03

Talk Web

Web-based portfolio analysis with real-time trade information

04

TalkOffice

LIVE Delta Desk Back-office Software for Broker/Admin, Team leader, and end-user

Details of these products & their outstanding features are given on the further pages of the brochure. You can contact us for the complete user manual and free demo of the product.

Our VISION & MISSION

Talkdelta is started with the Vision to,

- *Locate the problems of stock market traders and brokers and provide end-to-end solutions to them.*
- *Giving seamless trading experience to delta traders and brokers.*
- *Providing derivative market solutions to simplify the process of complex analysis and decision-making*

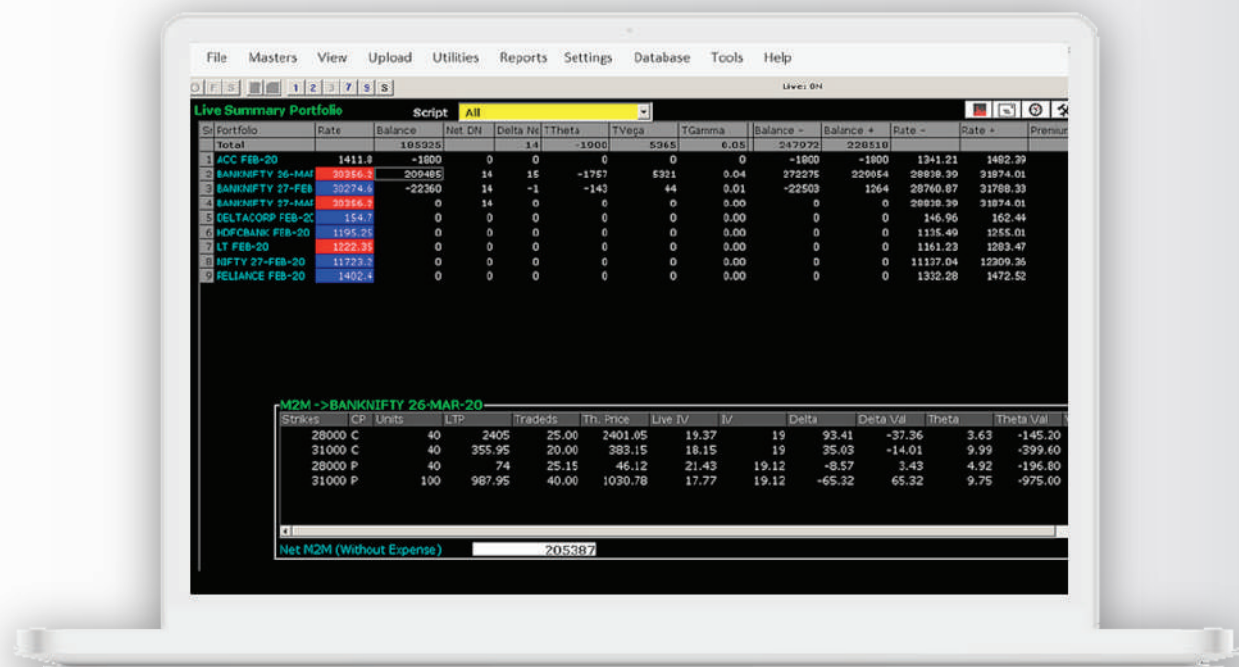
We are heading towards the Mission of,

- *Becoming a trusted name for delta trading analysis*
- *Establishing an identity of trust, quality, and customer satisfaction*
- *Providing 24x7 support to our valuable customers*

OUR
HIGH END SOFTWARE PRODUCTS FOR
BROKERS AND TRADERS

01 TALKDELTA

It is Internet-based portfolio analysis and delta hedging software for easy and accurate analysis of the portfolio. This software has more than 100 features which make it India's unique and the best delta hedging and analysis tool.



With Talkdelta Single User market analysis, portfolio analysis, and hedging has become very accurate and hassle-free for brokers and traders. Its user-friendly interface gives a seamless hedging experience.

FEATURES OF TALKDELTA

01

Portfolio Summary

On a single click see all the Greeks (Delta, Vega, Gamma, and Theta) of your position along with M2M (Mark to Market)

02

Internet-Based Delta Analysis

Analyze the value of delta from anywhere by using this Internet-Based Delta Analysis tool

03

Volume Weighted Average Price (V WAP)

Shows VWAP which provides you with insight into both the trend and value of a security. It helps to analyze the closing price for a day

04

VAR Analysis

Measure and control risk exposure using this amazing tool. This tool does the VAR analysis based on the movement in the price of a stock

05

Partial Days Reduction Facility

Manage day-wise micro hedge using an incredible Automatic Days Reduction feature. Especially useful for near expiry days

06

Simulation

Simulate your positions to identify your upside or downside risks using this amazing feature of TALKDELTA

07

Sector-Wise Position

See your existing positions sector-wise with this remarkable feature of sector-wise positions

08

Alerts

Set alerts on different Balances, Margin, Greeks, and Delta Neutral by using this fantastic feature. It will help you to control risk by sending you notifications

09

Reports

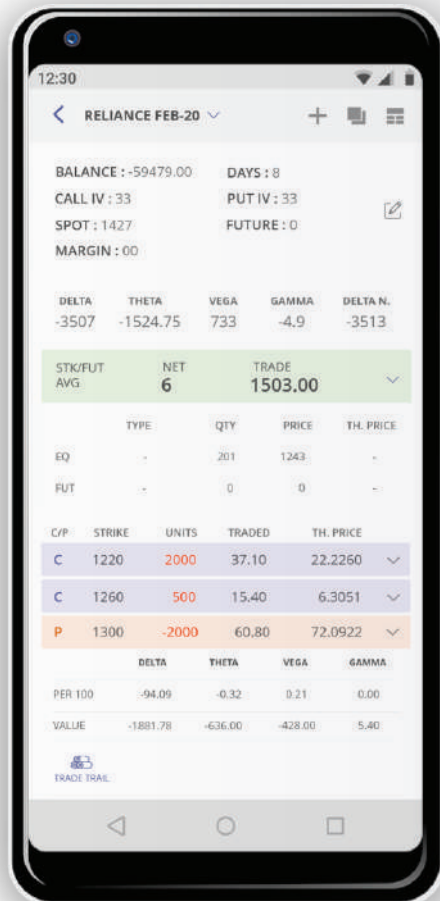
Get a complete analysis of your account in one place through the feature of reports available in TALKDELTA

10

Synthetic Futures

See the synthetic price of an underlying for weekly option expiry, based on the prices of an underlying and monthly future contract

TALKDELTA APP



Analyze Positions Anytime, Anywhere

Talkdelta App is a hybrid analysis tool that combines the power of analysis with real-time trade information.

It gives an accurate analysis of your portfolio and also guides you through deciding on a perfect market strategy.

With Talkdelta Mobile App traders can view and analyze their portfolio utmost accuracy and safety anytime, anywhere.

All-In-One-App to replace all the hectic calculations and charts.

02

Talk-Probability

Talk-Probability is a unique feature that shows you upside downside winning probability details. Only talk delta app users have the privilege to view talk probability

Market Heat Map

This gives an at-a-glance picture of real-time and historical market data. You can use these maps as research tools to view how different market indices perform

Pivot Points

Determine the overall trend of the market over different time frames with this technical analysis indicator. Determine levels in which the market sentiment could change

Open Interest

View the total number of futures contracts held at the end of the trading day. Determine market sentiment and the strength behind price trends

PCR Analysis

Gauge market outlook with this indicator. The ratio uses volume of puts & calls over a determined time period on a market index to determine market sentiment.

Build-Up Analysis

See the build-up analysis like long build up, short build-up, short covering, and long unwinding which affect the stock most of the time

Sector Analysis

Analyze the latest trend in major sectors by tracking the change in market-cap of individual with the help of sector analysis

Special Probability

Markets can be efficient but also uncertain. This feature helps you to draw the picture that illustrates the view of asset returns.

Premium & Discount

Use this tool to find out how frequently trades are traded at a premium or discount and at how much premium and discount

MAX PAIN

View the strike price with the most open options contracts and it is the price at which the stock would cause financial losses for the largest number of option holders at expiration.

Screener

Identify how the stocks are performing and analyze several stocks with the pictorial representation of price gainers, price losers, OI gainers, OI losers all in one frame with the screener.

Ban List

See the securities in which no fresh F&O positions can be taken up in ban list. This data will help traders with existing positions in that security to unwind or square up their positions.

FII & DII

By looking into the FII and DII holdings in different stocks, you can find how confident are big investors for investing in particular stocks, industry segments, and the market overall

IV Analysis

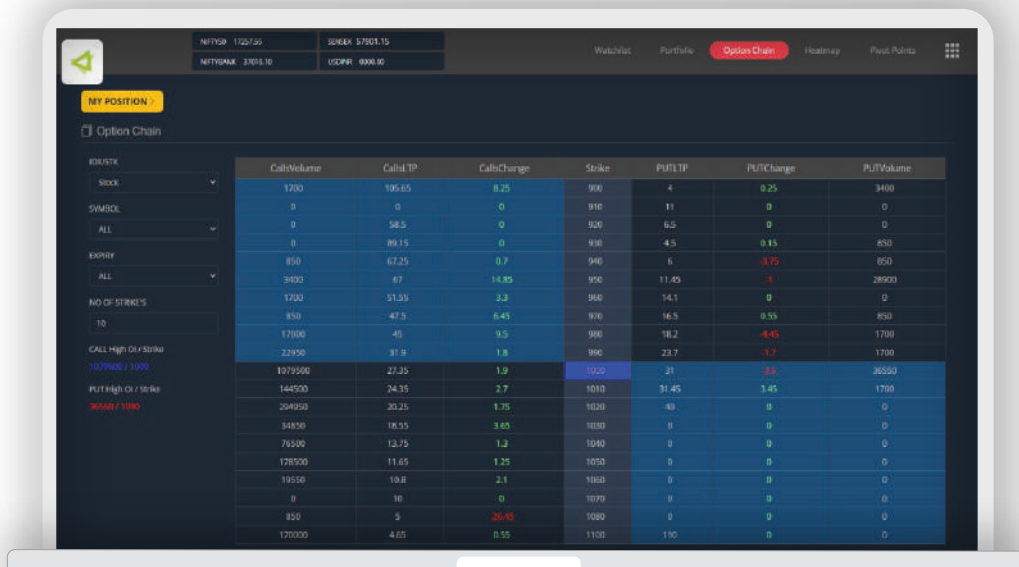
Forecast likely movement in a security's price with the IV analysis

Position

See the current position details with this feature available in Talkdelta

TALK WEB

Talkdelta web gives you the facility to access Talkdelta mobile app data on the website with real-time trade information. It gives an accurate analysis of your portfolio and also guides you through deciding on a perfect market strategy.



The screenshot displays the Talkdelta web interface. At the top, there are tabs for Watchlist, Portfolio, Option Chain (highlighted in red), Heatmap, and Payout Points. Below the tabs, a table titled 'Option Chain' is shown. The table has columns for Call Volume, Call TP, Call Change, Strike, Put TP, Put Change, and Put Volume. The data is organized by strike price, with the current strike price highlighted in blue. The table shows various call and put options with their respective volumes, prices, and changes.

Call Volume	Call TP	Call Change	Strike	Put TP	Put Change	Put Volume
1700	105.65	0.25	900	4	0.25	3400
0	0	0	910	11	0	0
0	58.5	0	920	6.5	0	0
0	80.15	0	930	4.5	0.15	850
850	67.25	0.7	940	6	-3.75	850
5400	67	14.85	950	11.45	-1	28900
1700	51.55	2.3	960	14.1	0	0
850	47.5	6.45	970	16.5	0.55	850
17000	45	0.5	980	18.2	-4.45	1700
22950	37.9	1.8	990	23.7	-1.7	1700
1079500	27.35	1.9	1000	21	0.5	26500
144500	24.35	2.7	1010	31.45	3.45	1700
204850	20.25	1.75	1020	40	0	0
54850	18.55	3.65	1030	0	0	0
76500	12.75	1.3	1040	0	0	0
178500	11.65	1.25	1050	0	0	0
19556	10.8	2.1	1060	0	0	0
0	0	0	1070	0	0	0
850	9	20.45	1080	0	0	0
170000	4.05	0.55	1100	1.90	0	0

Users can view and analyze portfolios any time anywhere over the internet with the utmost accuracy and safety

03

Talk-Probability

Shows you upside downside winning probability details.

Market Heat Map

This gives an at-a-glance picture of real-time and historical market data.

Pivot Points

Determine the overall trend of the market over different time frames

Open Interest

View the total number of futures contracts held at the end of the trading day. Determine market sentiment

PCR Analysis

Gauge market outlook with this indicator.

Build-Up Analysis

See the build-up analysis like long build up, short build-up, short covering, and long unwinding

Sector Analysis

Analyze the latest trend in major sectors

Special Probability

This feature helps you to draw the picture that illustrates the view of asset returns.

Premium & Discount

Use this tool to find out how frequently trades are traded at a premium or discount

MAX PAIN

View the strike price with the most open options contracts

Screener

Identify how the stocks are performing and analyze several stocks

Ban List

See the securities in which no fresh F&O positions can be taken up in ban list.

FII & DII

Find out how confident are big investors for investing in particular stocks, industry segments, and the market overall

IV Analysis

Forecast likely movement in a security's price with the IV analysis

Position

See the current position details with this feature available in Talkdelta

TALKOFFICE

It is a LIVE Delta desk Back-office Software for Broker / Admin, Team leader, and end-user. It is directly connected to the main database of the exchange/ H.O. Gives In-Depth Reports of all the Trades and Investments of user.

Through TalkOffice users can view all types of reports necessary for all types of analysis by selecting the respective menu. They can get all the necessary reports in one place in a single click.

TalkOffice is designed and developed with the utmost intelligence and care to provide a seamless reports experience to the client.

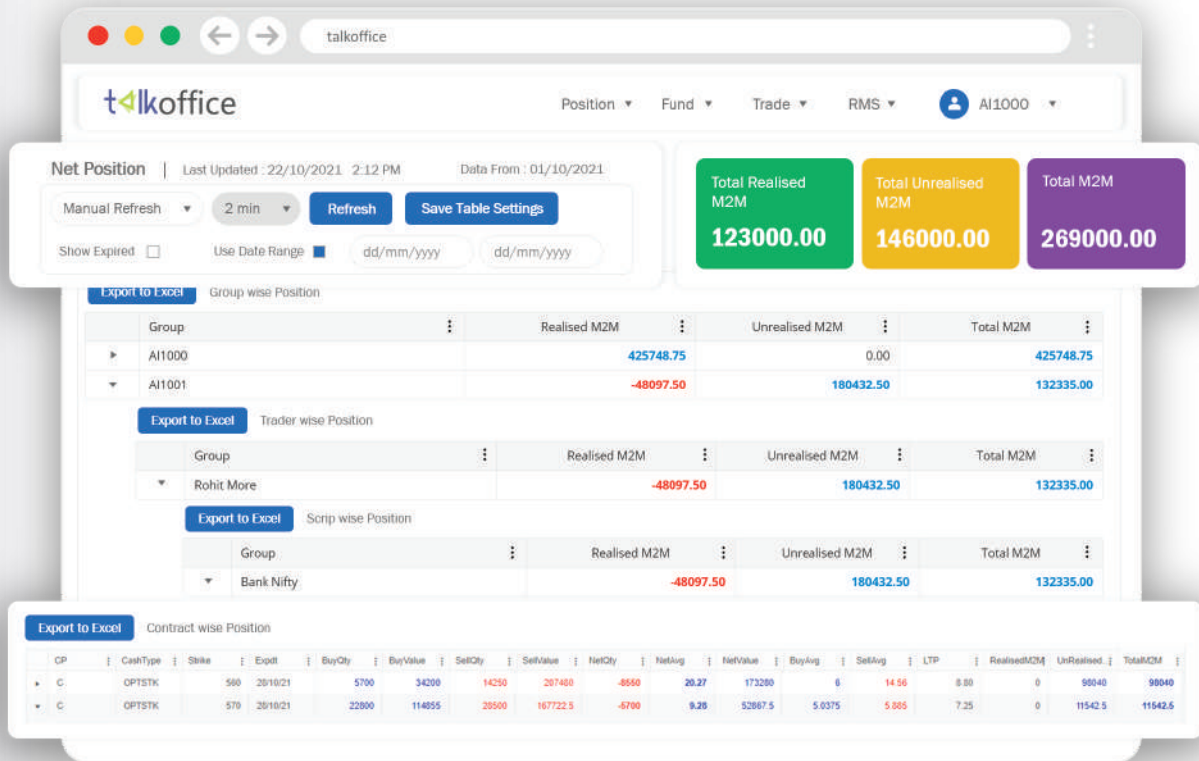
TalkOffice generates all sorts of live and past date reports thereby helping its user to analyze and execute proper strategies.

TalkOffice has eliminated the need of keeping so many records and the headache of arranging and calculating them.

TalkOffice not only provides the reports of past date but also generates the reports for live positions.

It also has RMS feature integrated in it so as to provide risk management platform to brokers.

04



Trade Book Report

This report gives the user the record of all trades done at one place in detail



Margin Report

This report helps users to understand and evaluate the margin details



Net Position Report

This report helps users to understand script-wise Realised, Unrealised & Total M2M



Expenses Report

This report helps users to understand and evaluate the expenses incurred for the trades done by the user



RMS Report

This report helps users to understand and evaluate the margin details



Commander

Commander is an algorithmic trading platform provided by Talkdelta

FEATURES OF TALKOFFICE



Contact Us:



+91 99099 78783



support@talkdelta.freshdesk.com



Daffodil Tower, 1304,
Pawan Baug Road,
Chincholi Phatak,
Malad West, Mumbai,
Maharashtra 400064

Follow Us:

